

SECTION 4: CONVERSE COUNTY PROVIDER & CLIENT SURVEY DATA

The goal of Converse County Human Resource Council and the Converse County Tripartite Board is to assist low income individuals and families to become more self reliant. To effectively address this goal, it is necessary to identify the scope of human services currently available in the County and then to determine from those utilizing the services the extent to which their needs are being addressed.

The strategy for determining progress toward achieving this goal is to perform a Converse County Human Services Needs Assessment every three years. The Community Assessment gathers and analyzes data from human services providers, community stakeholders, low income and elderly consumers of services through surveys and personal interviews.

Based on the economic impacts currently affecting Converse County and the unique community characteristics of the two major population centers, Glenrock and Douglas, quantitative and qualitative data collected for the 2014 Community Needs Assessment are presented in three data sets: Glenrock community, Douglas community and/or combined as Converse County.

A. SERVICE PROVIDER SURVEY PARTICIPATION

A Provider Survey was distributed to fifty-one (51) Converse County service providers and stakeholders at the forty-seven (47) unique agencies and organizations listed below. Twenty-four (24) service provider agencies, organizations and multiple departments within a single agency completed and returned the Provider Survey (indicated in green below); a return rate of 47%.

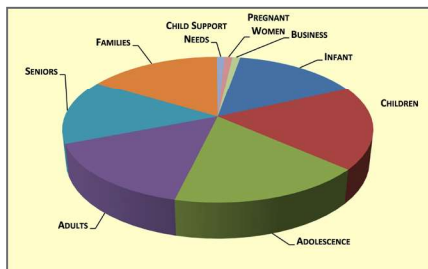
Barber Apartments - Glenrock	Coalition Against Violence
Cancer Prevention	Converse County Public Library-Glenrock
Child Support Services	Converse County Public Library-Douglas
Child/Family Development Center-Glenrock	Department of Family Services
Child/Family Development Center-Douglas	Department of Vocational Rehabilitation
Douglas Boys & Girls Club	Helping Hands
Douglas Chamber of Commerce	Helping Hearts
Douglas Ecumenical Ministries (Gathering Place)	Jubilee House
Douglas Senior Center	King's Portion
Douglas Senior Transportation	LaPerle Apartments
Douglas Senior Riverside Plaza	Memorial Hospital of Converse County
Douglas Recreation Center	Oregon Trail Rural Health Clinic
Douglas - Solutions For Life	Oregon Trail Apartments
Douglas Public Health Department	Prevention Management
Father Hubbard's Cupboard	Salvation Army
First United Methodist Church	United Congregational Church

CONVERSE COUNTY COMMUNITY NEEDS ASSESSMENT

Glenrock Apartments	Westgate Apartments
Glenrock Boys & Girls Club	Wind River Apartments
Glenrock Chamber of Commerce	Women, Infant and Children (WIC)
Glenrock Health Clinic	Wyoming Probation & Parole
Glenrock Recreation Center	Wyoming Workforce Services
Glenrock Senior Center	Youth Development Services
Glenrock Solution For Life	
Glenrock Public Health Department	

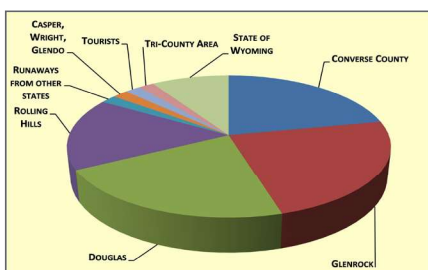
BRG personally delivered each provider survey and discussed the importance of the Community Assessment with management of each agency when available. If the individual was not available, the provider survey was in an envelop addressed to the manager. Each provider survey packet included a BRG addressed, stamped envelop for ease of return. Due to the timing of the Community Assessment, providers and stakeholders associated with educational venues or agencies that maintain a school-year schedule were not available for interviews, provider and client survey participation.

Where possible a list of services was offered with each Provider survey question, matching the list of services included in the Client Survey, to enable comparative analysis. Following is a summary of the service related questions from the Service Provider Survey.



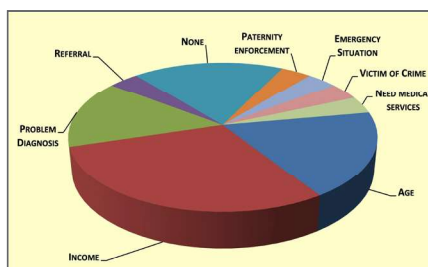
Provider Survey Question #8. What age group does your Agency/Organization serve? (Check all that apply)

This graph represents the combined Glenrock and Douglas Service Provider responses, therefore it represents all of Converse County.



Provider Survey Question #9. What geographic area does your Agency/Organization serve? (Check all that apply)

This graph reflects the survey response from Service Providers located in Glenrock and Douglas and those with multiple service locations.



Provider Survey Question #10. What specific criteria must be met for people to obtain services from your Agency or Organization? (Check all that apply)

Nearly all human service agencies and organizations have criteria to provide services; most often relative to age, income or unique problem/diagnosis. Some agencies require proof of age or income, others allow clients to self-declare.